කාලගුණ විද්‍යා දෙපාර්තමේන්තුව
வளிமண்டலவியல் திணைக்களம்
Department of Meteorology

TP : 011 2686686
Fax : 011 2691443
E-mail : metnmc@gmail.com
Web : www.meteo.gov.lk

No SF-2021-05-R

Seasonal, Monthly and weekly Rainfall Forecasts for May-July 2021

Issued on 4th May 2021 by Seasonal forecasting Division of the Department of Meteorology, Sri Lanka.

This consensus climate outlook for the MJJ season over Sri Lanka has been developed through an assessment of the prevailing global climate conditions influencing the Sri Lankan climate and seasonal forecasts from different climate models around the world. A transition from La Niña to ENSO-Neutral is likely in the next month or so, with an 80% chance of ENSO-neutral during May-July 2021 and favored through September-November 2021. The Indian Ocean Dipole (IOD) is currently in neutral phase and likely to continue during next four months. These parameters, are known to influence the climate variability over the country.

Seasonal Rainfall Forecast for May –July 2021 (MJJ 2021)

Fig 1.Consensus Probabilistic Monthly rainfall forecast for MJJ 2021

Near normal rainfalls are likely over most parts of the country during MJJ 2021 season (Fig. 1)

Monthly Rainfall Forecasts for May, June and July 2021

Month	Rainfall forecast
May 2021	There is a probability to receive near normal rainfalls over most parts of the country during the month of May 2021. However there is a possibility for enhancing rainfall particularly over Southwestern part of the country, due to pre monsoon disturbances which develop in the Bay of Bengal particularly from the 2nd week of the month.
June 2021	During the month of June 2021, there is a chance for near normal rainfall over the country.
July 2021	There is a probability for slightly above normal rainfalls in Southwestern part and near normal rainfalls in remaining parts of the country in the month of July 2021

Fig 2.Monthly rainfall forecasts for May, June and July 2021

District wise normal (mean) rainfall values are indicated in annex -1)

However, the predictability is also limited due to strong day-to-day atmospheric variability caused by the passage of the synoptic scale systems such as lows and depressions as well as intraseasonal Oscillations such as Madden Julian Oscillations (MJO).

Weekly Rainfall forecasts for the month of May 2021

Weekly Rainfall anomaly
Source – ECMWF
Updated 30th April 2021

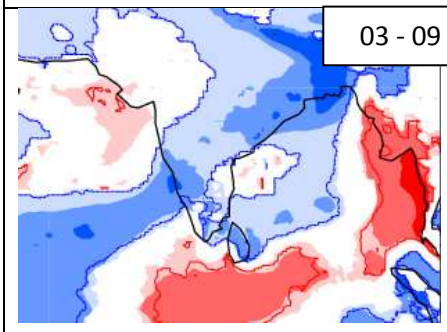 03 - 09 May 2021	• Above normal rainfalls are likely over Northern, Northcentral, Eastern and Uva provinces and near normal elsewhere.
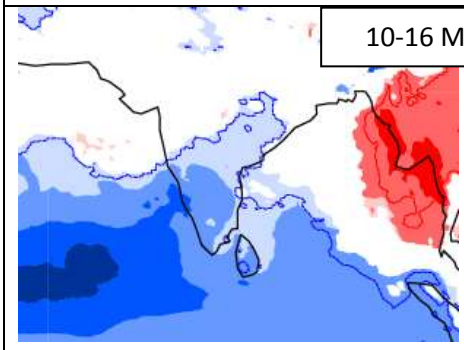 10-16 May 2021	• Slightly above normal rainfalls are likely over most parts of the island except Northern province where near normal rainfalls are likely.
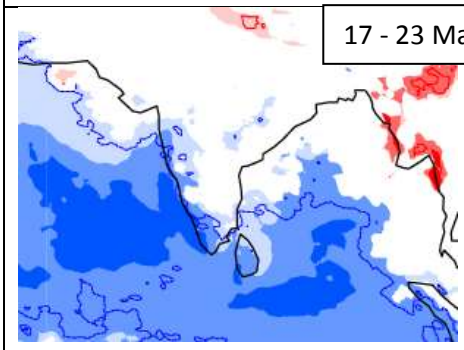 17 - 23 May 2021	• Slightly above normal rainfalls are likely over most parts of the island except some parts of Northern province where near normal rainfalls are likely.
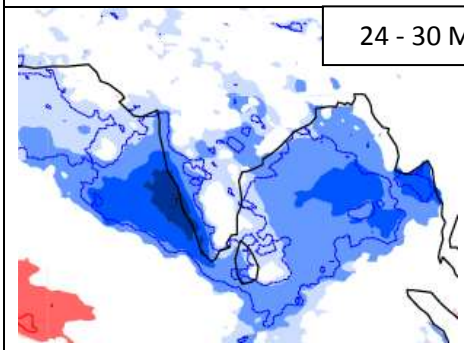 24 - 30 May 2021	• Slightly above normal rainfalls are likely over Southern, Western, Sabaragamuwa, Northwestern and Central provinces and near normal rainfalls elsewhere.

Fig 3.Weekly rainfall forecast for May 2021

Observed rainfall anomaly during the month of April 2021

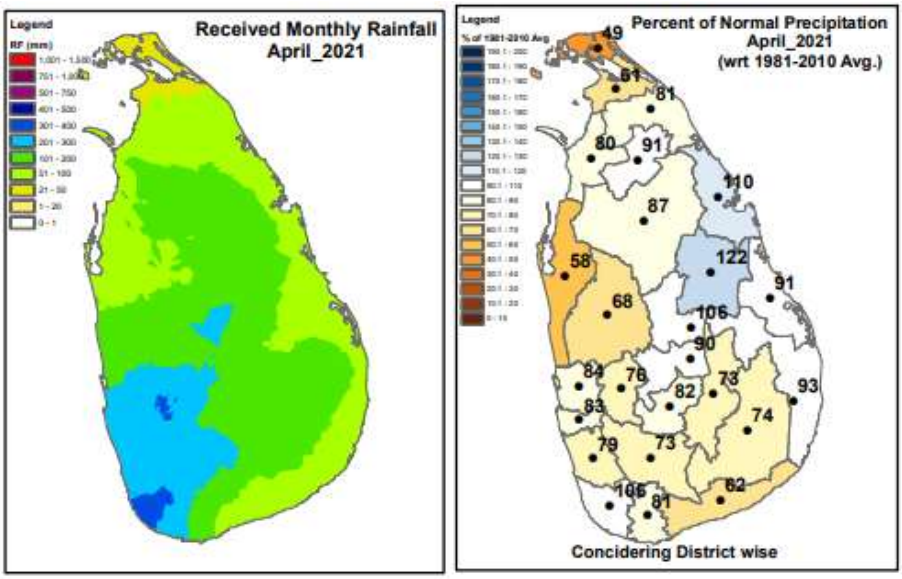

Rainfall anomaly Category

- **Above Normal**

110 %< Rainfall anomaly

- **Near Normal**

90% ≤ Rainfall anomaly ≤110 %

- **Below Normal**

90%>Rainfall anomaly

(A) (B)

Fig 4: Observed rainfall during month of April 2021

According to the available rainfall data in the Department of Meteorology, above normal rainfalls were reported over Trincomalee, Polonnaruwan and Galle districts. Near normal rainfalls were reported from Kandy, Matale, Batticaloa and Ampara districts and below normal over elsewhere during the month of April 2021. Figure 4(A) shows the observed rainfall and 4(B) shows the district wise observed rainfall as percentages of normal rainfall during the month of April 2021.

Attention is requested for following areas

- Flood /landslides in southwestern parts of the country
- Low pressure systems/Depressions/Cyclones which develop in Bay of Bengal
- Strong gusty winds over Southwestern part of the country and the surrounding sea areas
- General public are kindly requested to pay more attention for the instructions and advisories issued by authorized agencies particularly on agriculture, water sectors and weather related disasters.

Annex-1

District wise mean (30 years (1961-1990) of average) rainfalls during the months of May, June and July season.

District	Average rainfall-May (mm)	Average rainfall-June (mm)	Average rainfall-July (mm)
Colombo	413.3	247.6	180.0
Kalutara	526.9	350.8	262.9
Galle	423.5	290.5	240.7
Matara	301.3	241.1	171.6
Hambantota	88.2	52.0	45.7
Ampara	59.6	24.4	49.9
Batticaloa	57.3	25.5	55.1
Trincomalee	60.2	22.6	65.5
Mullaithivu	59.7	12.5	39.0
Jaffna	46.3	13.7	24.5
Killinochchi	50.9	9.4	21.8
Mannar	58.3	7.2	13.9
Puttalam	112.5	46.6	28.7
Gampaha	342.2	212.8	136.5
Kegalle	419.1	372.7	299.2
Ratnapura	354.8	277.3	201.4
Monaragala	93.6	24.8	51.2
Badulla	113.9	35.4	72.0
Pollonnaruwa	70.8	18.0	56.9
Vavuniya	67.1	10.6	42.7
Anuradapura	74.8	11.4	37.8
Kurunegala	143.5	86.3	68.0
Matale	101.2	44.0	60.3
Kandy	177.1	172.6	171.0
Nuwaraeliya	267.3	270.1	262.4

Table 01: 30 year Average (1961-1990) district wise rainfalls during the month of May, June and July

Table 01 shows the mean (30 year Average (1961-1990)) rainfalls during the month of May, June and July in each district.